




New 3-1/2" Simulated Divided Lites
Flush-Glazed with Modern Appeal

THERMA TRU
DOORS



Top: Smooth-Star, Clear Glass with SDLs, Door – S85720
Bottom: Fiber-Classic Oak Collection, Clear Glass with SDLs, Door – FC5710, Sidelite – FC5710SL

Create a Clean, Sleek Look with SDL Bars

Wide SDL bars for flush-glazed doors and sidelites offer a contemporary look homeowners desire while allowing more natural light into the home. This flat 3-1/2" SDL makes a statement and is the perfect way to bring style to a home's door while enhancing the look of privacy and textured or clear glass.

Tru-Advantages


- **Designed to pair with existing 6'8" and 8'0" Fiber-Classic® Oak Collection™ and Smooth-Star® flush-glazed doors and sidelites for broad appeal.**
 - Available in wood-grained, stainable and smooth, paintable finish options.
 - Offers flexibility to create a customized look depending on the number of bars applied to the door.
- **Delivering easy application from the entry door brand buildings professionals use most.***
 - Simply cut at the designed edge angle and fit to any flush-glazed glass.
 - The flat profile of wide SDLs fits seamlessly to flush-glazed doors.

Flush-Glazed Fiberglass Door Replacement Rider


Provides protection in case of accidental glass breakage during residential and multi-family construction or installation. Therma-Tru will replace the flush-glazed fiberglass door and sidelite.

Available February 6, 2017**

SDL Bar Options***

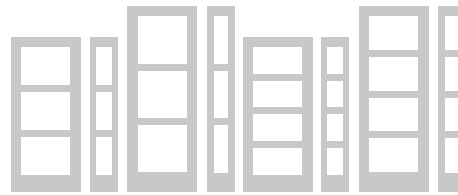


3-1/2"
Buff Grained
(Shown in Natural Oak)



3-1/2"
White Smooth

Glass Shapes and Grid Patterns



Available Glass Designs



Satin Etch




Chord



Chinchilla



Rainglass



Granite



Low-E / Clear

Available Door Collections

Fiber-Classic®
Oak Collection™

Smooth-Star®



*Brand Use Study, 2016 *Builder* magazine.

**8'0" full-lite flush-glazed sidelite available 2nd quarter 2017. To learn more about availability, call 1-800-323-3533.

***Not recommended for use behind storm doors or to be painted dark colors, if exposed to direct sunlight.

Note: See your Therma-Tru seller or visit www.thermatru.com for details on available product sizes and options, limited warranties and exclusions, Rider, and ENERGY STAR qualified products.