







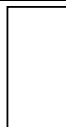




2016 ENERGY STAR® Qualification Chart



Door Collection / Glass Design										
	Classic-Craft [®] Oak Collection [™]									
6'8" Section										
Glass Size (Inches)	25x66	25x51	25x48C	25x35	21x35	25x37R	15x38	10x42R	10x8	OPAQUE
Villager [™]	.27 / .30	.27 / .30		.22 / .17						
Homeward [™]	.27 / .30	.27 / .30		.22 / .17						
Arcadia [™]	.27 / .30	.27 / .30	.27 / .30	.22 / .17	.22 / .17	.22 / .17	.22 / .17	.18 / .09		
Bella [™]	.27 / .30	.27 / .30		.22 / .17			.22 / .17	.18 / .09		
Arborwatch [™]	.27 / .30	.27 / .30		.22 / .17						
Provincial [™]	.27 / .30	.27 / .30	.27 / .30	.22 / .17	.22 / .17	.22 / .17	.22 / .17	.18 / .09		
Cambridge [™]	.27 / .30	.27 / .30	.27 / .30	.22 / .17	.22 / .17	.22 / .17	.22 / .17	.18 / .09		
Lucerna [®]	.27 / .30	.27 / .30		.22 / .17			.22 / .17	.18 / .09		
Chinchilla	.27 / .30	.27 / .30								
Chord	.27 / .30	.27 / .30								
Granite	.27 / .30	.27 / .30								
Rainglass	.27 / .30	.27 / .30								
Low-E with Divided Lites	.27 / .18			.22 / .10	.22 / .10					
Low-E Glass	.27 / .18	.27 / .18	.27 / .18	.22 / .10	.22 / .10	.22 / .10	.22 / .10	.19 / .06	.19 / .06	
Solid Panel										.14 / .01

Key	Indicates Product is Energy Star Qualified in all 50 States	Numbers: U-Factor / Solar Heat Gain Coefficient X: Indicates Product Availability
	Indicates Product is Energy Star Qualified in Northern Zone	
	Indicates Product is NOT Energy Star Qualified	



2016 ENERGY STAR® Qualification Chart



Door Collection / Glass Design				
Classic-Craft_® Oak Collection_™				
6'8" Section				
Glass Size (Inches)	8x66	8x45	8x35	8x41R
Villager _™	.23 / .17			
Homeward _™	.23 / .17			
Arcadia _™	.23 / .17	.19 / .09	.19 / .09	.19 / .09
Bella _™	.23 / .17			.19 / .09
Arborwatch _™	.23 / .17			
Provincial _™	.23 / .17	.19 / .09	.19 / .09	.19 / .09
Cambridge _™	.23 / .17	.19 / .09	.19 / .09	.19 / .09
Lucerna _®	.23 / .17	.19 / .09	.19 / .09	.19 / .09
Chinchilla	.23 / .17			
Chord	.23 / .17			
Granite	.23 / .17			
Rainglass	.23 / .17			
Low-E with Divided Lites	.21 / .10		.18 / .06	
Low-E Glass	.21 / .10	.18 / .06	.18 / .06	.18 / .06

Key	Indicates Product is Energy Star Qualified in all 50 States	Numbers: U-Factor / Solar Heat Gain Coefficient X: Indicates Product Availability
	Indicates Product is Energy Star Qualified in Northern Zone	
	Indicates Product is NOT Energy Star Qualified	



2016 ENERGY STAR® Qualification Chart



Door Collection / Glass Design							
Classic-Craft® Oak Collection™							
8'0" Section							
Glass Size (Inches)	25x66	25x51	16x56	10x42	8x42	OPAQUE	8x80
Villager™	.27 / .30	.27 / .30					.23 / .17
Homeward™	.27 / .30	.27 / .30					.23 / .17
Arcadia™	.27 / .30	.27 / .30	.22 / .17				.23 / .17
Bella™	.27 / .30	.27 / .30					.23 / .17
Arborwatch™	.27 / .30	.27 / .30					.23 / .17
Provincial™	.27 / .30	.27 / .30	.22 / .17				.23 / .17
Cambridge™	.27 / .30	.27 / .30	.22 / .17				.23 / .17
Lucerna®	.27 / .30	.27 / .30					.23 / .17
Chinchilla	.27 / .30	.27 / .30					.23 / .17
Chord	.27 / .30	.27 / .30					.23 / .17
Granite	.27 / .30	.27 / .30					.23 / .17
Rainglass	.27 / .30	.27 / .30					.23 / .17
Low-E with Divided Lites	.27 / .18	.27 / .18					
Low-E Glass	.27 / .18	.27 / .18	.22 / .10	.19 / .06	.19 / .06		.21 / .10
Solid Panel						.14 / .01	

Key	Indicates Product is Energy Star Qualified in all 50 States	Numbers: U-Factor / Solar Heat Gain Coefficient X: Indicates Product Availability
	Indicates Product is Energy Star Qualified in Northern Zone	
	Indicates Product is NOT Energy Star Qualified	