

**ASTM E 90 SOUND TRANSMISSION LOSS
TEST REPORT**

Rendered to:

THERMA-TRU DOORS

SERIES/MODEL: Slimline

TYPE: 6/8 Sliding Patio Door with Impact Glass

Summary of Test Results				
ATI Data File No.	Glazing (Nominal Dimensions)	STC	OITC	EWNR
74392.01	15/16" IG (5/16" laminated exterior, 1/2" air space, 1/8" tempered interior) Glass temperature - 71°F	29	26	30
74392.01A*	Inoperable condition, 15/16" IG (5/16" laminated exterior, 1/2" air space, 1/8" tempered interior) inoperable test, duct taped both sides of both panels	34	27	33

* - *This test was not performed in accordance with ASTM E90 because the door system was not operable.*

Reference should be made to ATI Report No. 74392.01-113-11 for complete test specimen description. The complete test results are listed in Appendix B.

ACOUSTICAL PERFORMANCE TEST REPORT

Rendered to:

THERMA-TRU DOORS
118 Industrial Drive
Edgerton, Ohio 43517

Report No: 74392.01-113-11
Revision 1: 12/04/07
Test Date: 08/22/07
Report Date: 11/20/07
Expiration Date: 08/22/11

Test Sample Identification:

Series/Model: Slimline

Type: 6/8 Sliding Patio Door with Impact Glass

Overall Size: 71-1/4" by 79-1/2"

Glazing (Nominal Dimensions): 15/16" IG (5/16" Laminated Exterior, 1/2" Air Space, 1/8" Tempered Interior)

Project Scope: Architectural Testing, Inc. was contracted by Therma-Tru Doors to conduct sound transmission loss tests on a Series/Model Slimline, 6/8 sliding patio door with impact glass. A summary of the results is listed in the Test Results section and the complete test data is included as Appendix B of this report. The sample was provided by the client.

Test Methods: The acoustical tests were conducted in accordance with the following:

ASTM E 90-04, *Standard Test Method for Laboratory Measurement of Airborne Sound Transmission Loss of Building Partitions*.*

ASTM E 413-04, *Classification for Rating Sound Insulation*.

ASTM E 1332-90 (Re-approved 2003), *Standard Classification for Determination of Outdoor-Indoor Transmission Class*.

ASTM E 2235-04, *Standard Test Method for Determination of Decay Rates for Use in Sound Insulation Test Methods*.

* - For test number 74392.01A, the following deviation from the standard was performed: The door was testing in a sealed condition and was not operable during the test.

Test Equipment: The equipment used to conduct these tests meets the requirements of ASTM E 90. The microphones were calibrated before conducting sound transmission loss tests. The test equipment and test chamber descriptions are listed in Appendix A.

Sample Installation:

Sound transmission loss tests were initially performed on a filler wall that was designed to test 40" by 86" and 80" by 86" test specimens. The filler wall achieved an STC rating of 63.

The 80" by 86" plug was removed from the filler wall assembly. A 2" x 8" wood frame was used to reduce the test opening size to 71-3/4" by 80". The 6/8 sliding patio door with impact glass was placed on a foam isolation pad in the test opening. Duct seal was used to seal the perimeter of the test specimen to the test opening on both sides. The interior side of the 6/8 sliding patio door with impact glass frame, when installed, was approximately 1/4" from being flush with the receiving room side of the filler wall. A stethoscope was used to check for any abnormal air leaks around the test specimen prior to testing. The operable panel was opened and closed at least five times prior to testing.

Test Procedure: The 6/8 sliding patio door with impact glass was closed and locked for this test. The sound transmission loss test consisted of the following measurements: One background noise sound pressure level and five sound absorption measurements were conducted at each of the five microphone positions. Two sound pressure level measurements were made simultaneously in both rooms, at each of the five microphone positions. The air temperature and relative humidity conditions were monitored and recorded during the background, absorption, source, and receive room measurements.

Sample Descriptions:

Frame Construction:

		Frame
Size	71-1/4" by 79-1/2"	
Thickness	5-3/4"	
Corners	Coped	
	Fasteners	Screws
	Seal Method	Foam pads / Sealant
Material	Fiberglass	
	Reinforcement	Composite
	Thermal Break Material	N/A

Panel Construction:

		Active Interior Panel	Fixed Exterior Panel
Size	35-5/8" by 76-3/16"		35-5/8" by 76-3/16"
Thickness	1-3/4"		1-3/4"
Corners	Mitered		Mitered
	Fasteners	Screws / Keyed	Screws / Keyed
	Seal Method	Sealant	Sealant
Material	Fiberglass		Fiberglass
	Reinforcement	None	None
	Thermal Break Material	N/A	N/A
Daylight Opening Size	30-1/8" by 70-7/8"		30-1/8" by 70-7/8"

Sample Descriptions: (Continued)

Glazing:

Measured Overall Insulation Glass Unit Thickness	0.964"
Spacer Type	Aluminum

	Exterior Sheet	Gap	Interior Sheet
Measured Thickness	0.122" - 0.090" - 0.122"	0.508"	0.122"
Muntin Pattern	N/A	N/A	N/A
Material	Laminated	Air*	Tempered
Laminate Material	N/A	N/A	N/A

Glazing Method	Interior
Glazing Material	Butyl tape
Glazing Bead Material	Fiberglass

* - Stated per Client/Manufacturer, N/A-Non Applicable

Sample Descriptions: (Continued)

Components:

	TYPE	QUANTITY	LOCATION
Weatherstrip			
	0.187" by 0.210" Poly pile with center fin	4 Rows	Frame perimeter
	0.187" by 0.150" Poly pile with center fin	1 Row	Both meeting rails
Hardware			
	Wheel assembly set	2	Active bottom rails
	Handle with dual point lock	1	Lock stile
	Lock keeper	2	Lock jamb
Drainage			
	1" by 5/16" Weepslot with cover	3	Sill
	1" by 5/16" Weepslot	2	Sill

Comments: The weight of the sample was 296 lbs. The client did not supply drawings on the Series/Model Slimline, 6/8 sliding patio door with impact glass. The 6/8 sliding patio door with impact glass was disassembled, and the components will be retained by ATI for four years. Photographs of the test specimen are included in Appendix C.

Test Results: The STC (Sound Transmission Class) rating was calculated in accordance with ASTM E 413. The OITC (Outdoor-Indoor Transmission Class) was calculated in accordance with ASTM E 1332. A summary of the sound transmission loss test results on the Series/Model Slimline, 6/8 sliding patio door with impact glass is listed below.

ATI Data File No.	Glazing (Nominal Dimensions)	STC	OITC	EWNR
74392.01	15/16" IG (5/16" laminated exterior, 1/2" air space, 1/8" tempered interior) Glass temperature - 71°F	29	26	30
74392.01A*	Inoperable Condition 15/16" IG (5/16" laminated exterior, 1/2" air space, 1/8" tempered interior) duct taped both sides of both panels	34	27	33

* - This test was not performed in accordance with ASTM E90 because the door system was not operable.

The complete test results are listed in Appendix B. Flanking limit tests and reference specimen tests are available upon request.

Detailed drawings, data sheets, representative samples of test specimens, a copy of this report, or other pertinent project documentation will be retained by Architectural Testing, Inc. for a period of four years from the original test date. At the end of this retention period, such materials shall be discarded without notice and the service life of this report will expire. Results obtained are tested values and were secured by using the designated test methods. This report does not constitute certification of this product nor an opinion or endorsement by this laboratory. It is the exclusive property of the client so named herein and relates only to the specimen(s) tested. This report may not be reproduced, except in full, without the written approval of Architectural Testing, Inc.

For ARCHITECTURAL TESTING, INC:

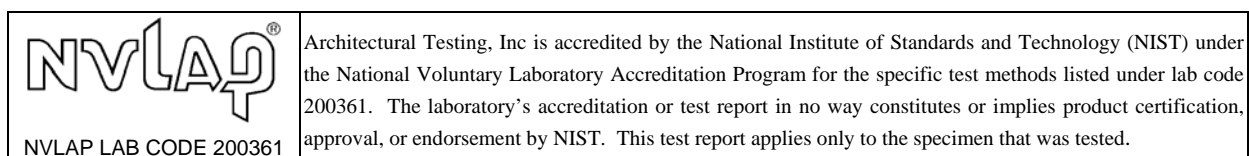
Kurt A. Golden
Senior Technician - Acoustical Testing

Todd D. Kister
Laboratory Supervisor - Acoustical Testing

KAG:crc

Attachments (pages): This report is complete only when all attachments listed are included.

- Appendix-A: Equipment description (1)
- Appendix-B: Complete test results (6)
- Appendix-C: Photographs (1)



Revision Log

<u>Rev. #</u>	<u>Date</u>	<u>Page(s)</u>	<u>Revision(s)</u>
0	09/20/07	N/A	Original Report Issue
1	12/04/07	Cover page, summary page, 2, 5	Changed type to 6/8 sliding patio door with impact glass and added the EWNR data and data sheet Added inoperable SPL test results to results table and data sheet

Appendix A

Instrumentation:

Instrument	Manufacturer	Model	Description	ATI Number
Analyzer	Agilent Technologies	35670A	Dynamic signal analyzer	Y002929
Receive Room Microphone	ACO Pacific	7047	1/2", pressure type, condenser microphone	Y002817
Source Room Microphone	ACO Pacific	7047	1/2", pressure type, condenser microphone	Y002750
Receive Room Preamp	ACO Pacific	4012	1/2" preamplifier	Y002892
Source Room Preamp	ACO Pacific	4012	1/2" preamplifier	Y003240
Microphone Calibrator	Bruel & Kjaer	4228	Pistonphone calibrator	Y002186
Noise Source	Delta Electronics	SNG-1	Two, non-coherelated "Pink" noise signals	Y002181
Equalizer	Rane	RPE228	Programmable EQ	Y002180
Power Amplifiers	Renkus-Heinz	P2000	2 - Amplifiers	Y002179 Y001779
Receive Room Loudspeakers	Renkus-Heinz	Trap Jr/9"	2 - Loudspeakers	Y001784 Y001785
Source Room Loudspeakers	Renkus-Heinz	Trap Jr/9"	2 - Loudspeakers	Y002649 Y002650

Test Chamber:

	Volume	Description
Receiving Room	8291.3 ft ³ (234 m ³)	Rotating vane and stationary diffusers. Temperature and humidity controlled. Isolation pads under the floor.
Source Room	7296.3 ft ³ (206.6 m ³)	Stationary diffusers only. Temperature and humidity controlled.

	Maximum Size	Description
TL Test Opening	14 ft wide by 10 ft high	Vibration break between source and receive rooms.

Appendix B
Complete Test Results



SOUND TRANSMISSION LOSS and EXTERIOR WALL NOISE REDUCTION

ASTM E90

Architectural Testing

ATI No.	74392.01	Date	08/22/07
Client	Therma-Tru Doors		
Specimen	Series/Model Slimline, 6/8 sliding patio door with impact glass with 15/16" IG (5/16" laminated exterior, 1/2" air space, 1/8" tempered interior), glass temperature 71F, operable test		
Specimen Area	39.34 Sq Ft		
Filler Area	100.66 Sq Ft		
Operator	Kurt A. Golden		

	Bkgrd	Absorp	Source	Receive	Filler	Specimen
Temp F	71.0	71.4	70.9	71.2	73.8	71.1
RH %	57.2	55.9	58.8	56.7	62.0	57.2

Freq (Hz)	Bkgrd SPL (dB)	Absorp (Sabines /Sq Ft)	Source SPL (dB)	Receive SPL (dB)	Filler TL (dB)	Specimen TL (dB)	95% Conf Limit	No. of Deficiencies	Trans Coef Diff
80	39.8	56.1	84.4	63.4	31.9	20	2.79	0	8.4
100	42.1	53.5	86.9	61.0	35.8	26	4.14	0	7.1
125	40.6	55.0	93.1	62.9	43.1	29	3.18	0	10.4
160	39.1	54.1	94.5	67.9	46.3	25	0.89	0	17.0
200	39.1	52.0	99.4	79.8	51.3	18	1.25	1	28.9
250	35.5	61.0	100.4	80.2	51.5	18	2.51	4	29.2
315	33.5	62.5	98.3	73.5	56.6	23	1.02	2	29.7
400	32.5	66.1	98.5	68.8	60.0	27	1.20	1	28.6
500	33.3	61.5	99.9	68.8	59.0	29	0.44	0	25.8
630	28.3	62.3	102.4	71.7	63.1	29	0.56	1	30.4
800	29.3	62.4	102.1	72.2	65.0	28	0.35	3	33.0
1000	26.9	65.9	101.5	71.9	66.7	27	0.43	5	35.2
1250	26.2	72.2	105.1	75.1	73.8	27	0.47	6	42.4
1600	22.8	72.6	111.1	79.7	75.9	29	0.40	4	43.2
2000	16.3	77.1	107.2	74.0	75.7	30	0.33	3	41.3
2500	7.7	86.5	105.9	69.1	75.4	33	0.41	0	37.9
3150	8.6	101.5	106.7	66.8	76.9	36	0.27	0	37.0
4000	7.6	122.3	105.5	63.3	78.6	37	0.25	0	37.3
5000	7.4	156.4	104.0	57.9	80.5	40	0.45	0	36.2

STC Rating =	29	<i>(Sound Transmission Class)</i>
Deficiencies =	30	<i>(Number of deficiencies versus contour curve)</i>
OITC Rating =	26	<i>(Outdoor/Indoor Transmission Class)</i>
EWNR Rating=	30	<i>(Exterior Wall Noise Reduction)</i>

Note: The acoustical chambers are qualified for measurements down to 80 hertz.
Data reported below 80 hertz is for reference only.

 NVLAP LAB CODE 200361	Architectural Testing, Inc is accredited by the National Institute of Standards and Technology (NIST) under the National Voluntary Laboratory Accreditation Program for the specific test methods listed under lab code 200361. The laboratory's accreditation or test report in no way constitutes or implies product certification, approval, or endorsement by NIST. This test report applies only to the specimen that was tested.
---------------------------	--



Architectural Testing

ATI No. 74392.01

Date 08/22/07

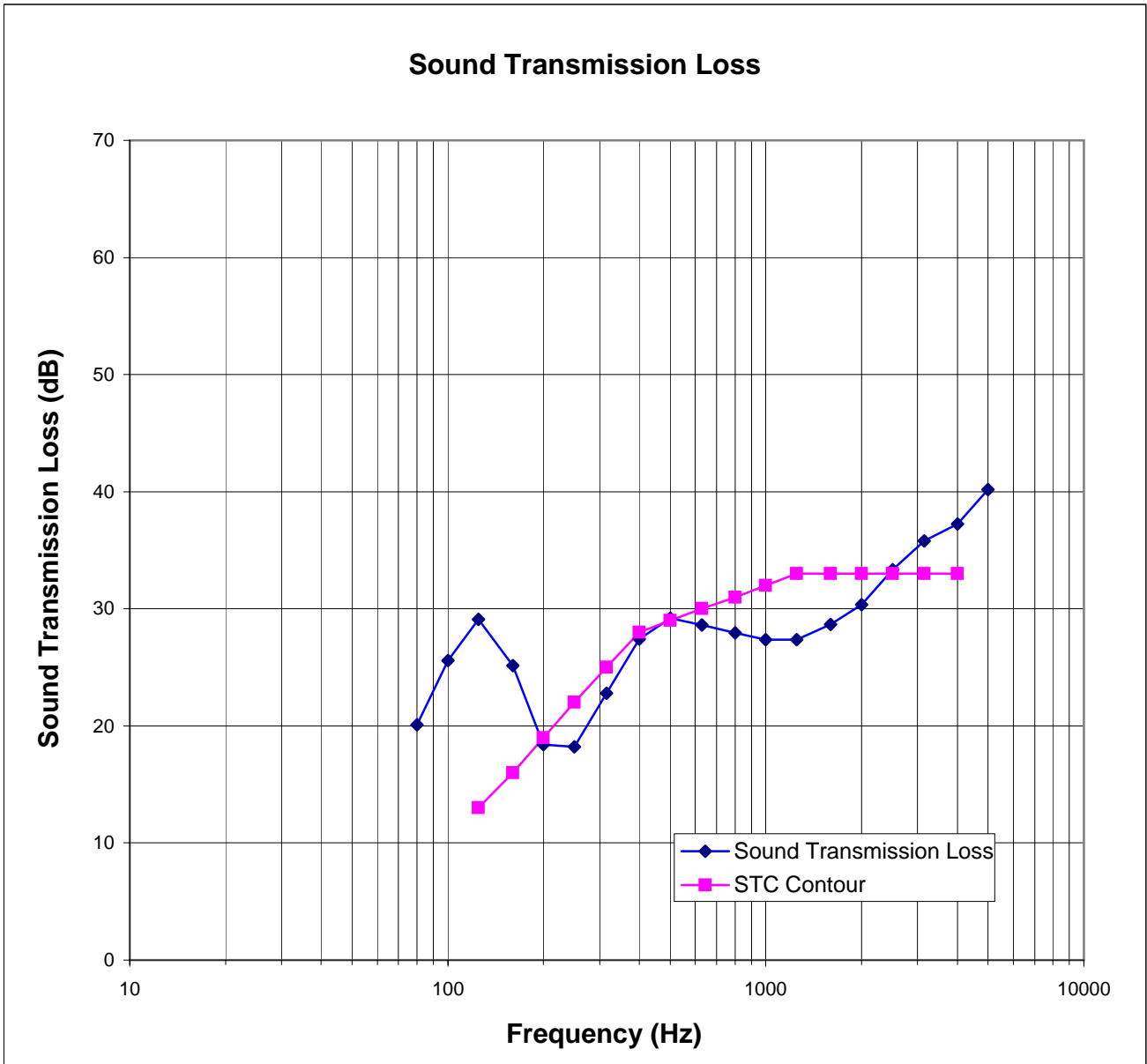
Client Therma-Tru Doors

Specimen Series/Model Slimline, 6/8 sliding patio door with impact glass with 15/16" IG (5/16" laminated exterior, 1/2" air space, 1/8" tempered interior), glass temperature 71F, operable test

Specimen Area 39.34 Sq Ft

Filler Area 100.66 Sq Ft

Operator Kurt A. Golden



Architectural Testing, Inc is accredited by the National Institute of Standards and Technology (NIST) under the National Voluntary Laboratory Accreditation Program for the specific test methods listed under lab code 200361. The laboratory's accreditation or test report in no way constitutes or implies product certification, approval, or endorsement by NIST. This test report applies only to the specimen that was tested.



Architectural Testing

ATI No. 74392.01

Date 08/22/07

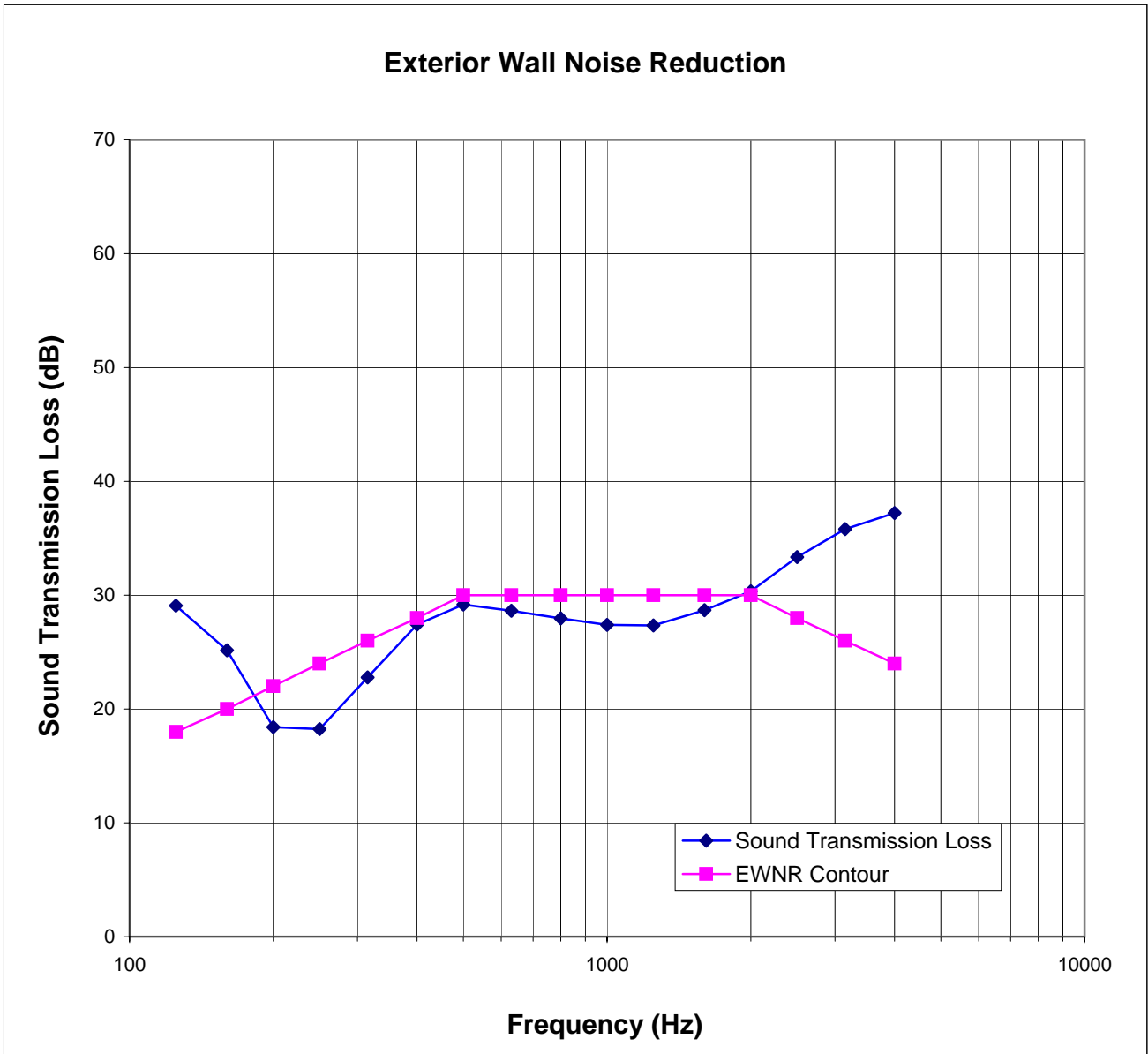
Client Therma-Tru Doors

Specimen Series/Model Slimline, 6/8 sliding patio door with impact glass with 15/16" IG (5/16" laminated exterior, 1/2" air space, 1/8" tempered interior), glass temperature 71F, operable test

Specimen Area 39.34 Sq Ft

Filler Area 100.66 Sq Ft

Operator Kurt A. Golden



Architectural Testing, Inc is accredited by the National Institute of Standards and Technology (NIST) under the National Voluntary Laboratory Accreditation Program for the specific test methods listed under lab code 200361. The laboratory's accreditation or test report in no way constitutes or implies product certification, approval, or endorsement by NIST. This test report applies only to the specimen that was tested.



SOUND TRANSMISSION LOSS and EXTERIOR WALL NOISE REDUCTION

ASTM E90

Architectural Testing

ATI No.	74392.01A	Date	08/22/07
Client	Therma-Tru Doors		
Specimen	Series/Model: Slimline, 6/8 sliding patio door with impact glass with 15/16" IG (5/16" laminated exterior, 1/2" air space, 1/8" tempered interior) inoperable test, both sides duct taped, SPL test		
Specimen Area	39.34 Sq Ft		
Filler Area	100.66 Sq Ft		
Operator	Kurt A. Golden		

	Bkgrd	Absorp	Source	Receive	Filler	Specimen
Temp F	73.4	73.8	72.0	73.1	73.8	73.1
RH %	70.7	70.1	62.1	71.2	62.0	68.5

Freq (Hz)	Bkgrd SPL (dB)	Absorp (Sabines /Sq Ft)	Source SPL (dB)	Receive SPL (dB)	Filler TL (dB)	Specimen TL (dB)	95% Conf Limit	No. of Deficiencies	Trans Coef Diff
80	36.4	53.7	85.1	64.0	31.9	20	3.00	0	8.0
100	39.8	67.3	87.2	61.8	35.8	24	3.61	0	8.6
125	37.2	61.4	93.2	62.0	43.1	30	3.00	0	9.8
160	42.5	52.9	95.2	68.2	46.3	26	1.04	0	16.4
200	43.7	57.6	100.0	80.0	51.3	18	1.44	6	28.9
250	37.4	68.1	100.8	79.9	51.5	19	2.16	8	28.9
315	35.7	69.1	98.8	73.4	56.6	23	0.96	7	29.6
400	35.1	65.3	99.0	68.7	60.0	28	1.07	5	27.9
500	32.8	66.1	99.8	66.5	59.0	31	0.49	3	23.9
630	26.5	65.0	102.2	67.0	63.1	33	0.50	2	26.0
800	26.9	67.4	102.3	64.2	65.0	36	0.31	0	25.1
1000	25.1	69.2	101.9	61.8	66.7	38	0.35	0	24.9
1250	25.2	72.2	105.5	63.7	73.8	39	0.69	0	30.6
1600	19.9	74.4	111.5	69.5	75.9	39	0.20	0	32.6
2000	13.9	77.0	107.4	64.2	75.7	40	0.55	0	31.3
2500	6.6	85.3	106.1	61.4	75.4	41	0.36	0	29.9
3150	7.2	99.6	107.0	60.0	76.9	43	0.50	0	29.9
4000	6.7	115.5	105.8	56.9	78.6	44	0.26	0	30.3
5000	7.4	143.5	104.3	51.7	80.5	47	0.22	0	29.4

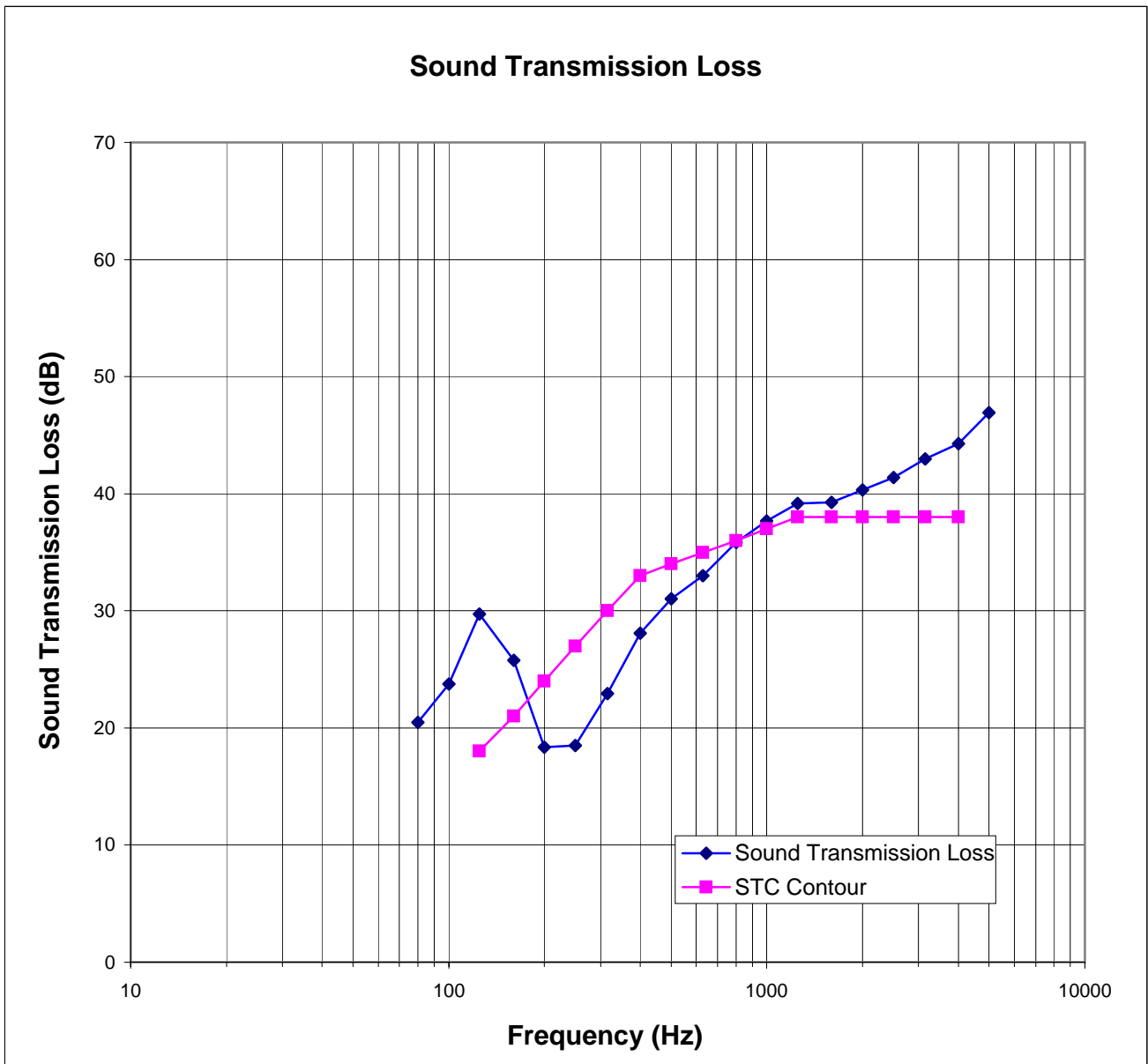
STC Rating = 34 *(Sound Transmission Class)*
Deficiencies = 31 *(Number of deficiencies versus contour curve)*
OITC Rating = 27 *(Outdoor/Indoor Transmission Class)*
EWNR Rating = 33 *(Exterior Wall Noise Reduction)*

Note: The acoustical chambers are qualified for measurements down to 80 hertz.
Data reported below 80 hertz is for reference only.



Architectural Testing

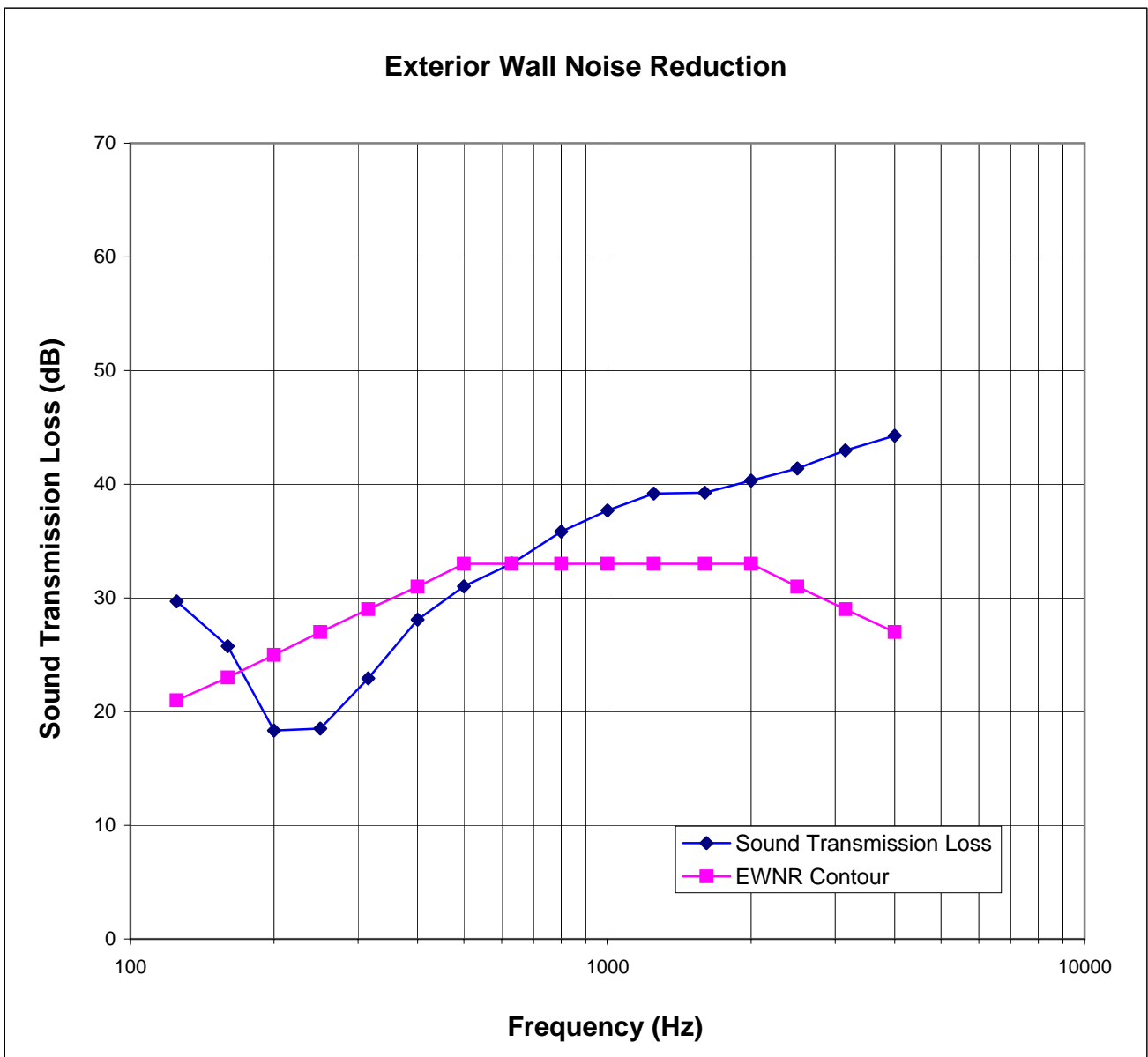
ATI No. 74392.01A **Date** 08/22/07
Client Therma-Tru Doors
Specimen Series/Model: Slimline, 6/8 sliding patio door with impact glass with 15/16" IG (5/16" laminated exterior, 1/2" air space, 1/8" tempered interior) inoperable test, both sides duct taped, SPL test
Specimen Area 39.34 Sq Ft
Filler Area 100.66 Sq Ft
Operator Kurt A. Golden





Architectural Testing

ATI No. 74392.01A Date 08/22/07
Client Therma-Tru Doors
Specimen Series/Model: Slimline, 6/8 sliding patio door with impact glass with 15/16" IG (5/16" laminated exterior, 1/2" air space, 1/8" tempered interior) inoperable test, both sides duct taped, SPL test
Specimen Area 39.34 Sq Ft
Filler Area 100.66 Sq Ft
Operator Kurt A. Golden



Appendix C

Photographs



Receive Room View of Installed Specimen



Source Room View of Installed Specimen