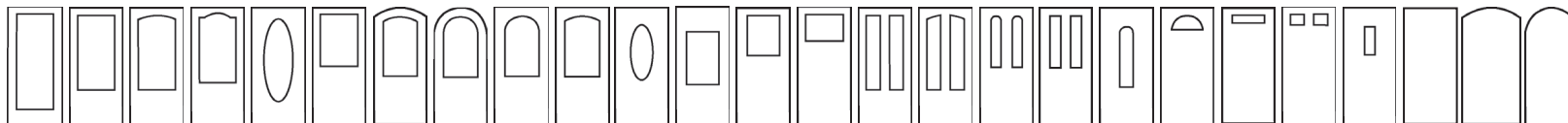


2011 ENERGY STAR® Qualification Chart



Does your door qualify?

Door styles (all sidelites qualify)



Glass designs

Fiber-Classic® Mahogany Collection-																			
Avonlea™	.27 / .26				.22 / .15					.22 / .15									.18 / .09
Bevelline™	.27 / .26				.22 / .15					.22 / .15									.18 / .09
Blackstone®	.27 / .26				.22 / .15					.22 / .15									.18 / .09
Blackstone® with Impact	.29 / .23				.23 / .13														
Brookside																			.19 / .09
Concorde™	.27 / .26				.22 / .15					.22 / .15									.18 / .09
Crystal Diamonds™	.27 / .26				.22 / .15					.22 / .15									.18 / .09
Crystalline™	.27 / .26				.22 / .15														.18 / .09
Crystalline™ with Impact	.29 / .23																		.18 / .09
Element	.27 / .26																		
Frosted Images®	.33 / .32	.29 / .25			.29 / .25	.25 / .18				.25 / .18					.25 / .18	.20 / .09	.20 / .09		
Kensington	.27 / .26				.22 / .15					.22 / .15									.18 / .09
Keystone™	.27 / .26				.22 / .15					.22 / .15									
Maple Park™	.27 / .26				.22 / .15														.18 / .09
Salinas®	.33 / .28				.25 / .16														.18 / .09
Salinas® with Impact	.31 / .25				.24 / .14														
Saratoga™	.27 / .26				.22 / .15														.18 / .09
Sedona	.27 / .26				.22 / .15														.18 / .09
Texas Star	.27 / .26				.22 / .15					.22 / .15									.18 / .09
Wellesley™	.27 / .26				.22 / .15					.22 / .15									.18 / .09
Internal Blinds	.33 / .32				.25 / .18														
Clear	.33 / .32				.25 / .18					.25 / .18					.20 / .09				.20 / .09
Clear with Internal Grilles	.33 / .28				.25 / .16														
Clear with External Grilles	.33 / .32														.20 / .09				
Clear with Internal & External Grilles																			
Clear with Impact	.31 / .27				.24 / .15														
Clear with Impact & Internal Grilles	.31 / .24				.24 / .13														
Low-E	.26 / .17				.21 / .10					.21 / .10					.18 / .05				.18 / .05
Low-E with Internal Grilles	.26 / .15				.21 / .09														
Low-E with External Grilles	.26 / .17														.18 / .05				
Low-E with Internal & External Grilles	.26 / .15																		
Low-E with Impact	.25 / .19				.20 / .11														
Low-E with Impact & Internal Grilles	.25 / .17				.20 / .10														
Solid Panel (includes all paneling designs)																			.14 / .01

Boxes left blank indicate this is not a Therma-Tru product offering.

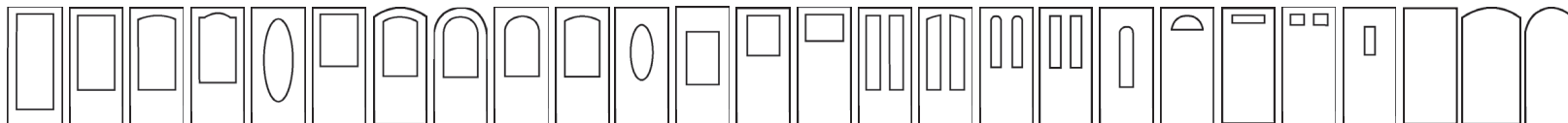
KEY	Indicates Product is Energy Star Qualified	Numbers: U-Factor / Solar Heat Gain Coefficient
	Indicates Product is Not Energy Star Qualified	X: Indicates Product Information is Not Available

2011 ENERGY STAR® Qualification Chart



Does your door qualify?

Door styles (all sidelites qualify)



Glass designs

Profiles™ Steel (wood edge)																				
Avonlea™	.27 / .26	.25 / .21																.22 / .15	.22 / .15	.18 / .09
Blackstone®	.27 / .26																	.22 / .15	.22 / .15	
Blackstone® Impact	.29 / .23																	.23 / .13	.23 / .13	
Concorde™	.27 / .26	.25 / .21			.25 / .21	.22 / .15				.22 / .15	.22 / .15					.22 / .15	.22 / .15	.18 / .09		
Contemporary																		.26 / .18		.20 / .09
Crystal Diamonds™	.27 / .26	.25 / .21			.25 / .21	.22 / .15											.22 / .15	.22 / .15	.18 / .09	
Crystalline™	.27 / .26																.22 / .15	.22 / .15	.18 / .09	
Crystalline™ Impact	.29 / .23																			.18 / .09
Element	.27 / .26																			
Frosted Images®	.33 / .32	.29 / .25			.29 / .25	.25 / .18				.25 / .18	.25 / .18					.25 / .18	.25 / .18		.20 / .09	
Kensington™	.27 / .26																	.22 / .15	.22 / .15	.18 / .09
Keystone™	.27 / .26	.25 / .21																.22 / .15	.22 / .15	.18 / .09
Maple Park™	.27 / .26	.25 / .21																.22 / .15	.22 / .15	.18 / .09
Salinas®	.33 / .29	.29 / .25																.25 / .16	.25 / .16	.20 / .10
Salinas® Impact	.32 / .25	.28 / .19																.24 / .14	.24 / .14	
Saratoga™	.27 / .26	.25 / .21																.22 / .15	.22 / .15	.18 / .09
Sedona	.27 / .26	.25 / .21																.22 / .15	.22 / .15	.18 / .09
Texas Star	.27 / .26	.25 / .21																.22 / .15	.22 / .15	
Wellesley™	.27 / .26	.25 / .21																.22 / .15	.22 / .15	.18 / .09
Screen Vented																				
Internal Blinds																				
Clear	.33 / .32																	.26 / .18		
Clear with Internal Grilles	.33 / .28	.31 / .25			.31 / .25	.26 / .18				.26 / .18	.26 / .18						.26 / .18	.26 / .18	.20 / .09	.20 / .09
Clear with External Grilles	.33 / .28																	.25 / .16	.25 / .16	
Clear with Internal & External Grilles	.36 / .32	.31 / .25																.26 / .18	.26 / .18	.20 / .09
Clear with Impact	.32 / .27																			
Clear with Impact & Internal Grilles	.32 / .24																			
Low-E	.30 / .18	.26 / .14			.26 / .14	.23 / .10				.23 / .10	.23 / .10						.23 / .10	.23 / .10	.19 / .05	.19 / .05
Low-E with Internal Grilles	.26 / .15																			
Low-E with External Grilles	.30 / .18	.26 / .14																.23 / .10	.23 / .10	.19 / .05
Low-E with Internal & External Grilles	.26 / .15																			
Low-E with Impact	.25 / .19	.22 / .15																		
Low-E with Impact & Internal Grilles	.25 / .17																			
Solid Panel (includes all paneling designs)																				.14 / .00
Steel Edge																				
Concorde™																				X
Contemporary™																				X
Crystal Diamonds™																				X
Frosted Images®																				X
Keystone™																				X
Clear																				X
Clear with External Grilles																				X
Low-E																				X
Low-E with External Grilles																				X
Solid Panel (includes all paneling designs)																				X

Boxes left blank indicate this is not a Therma-Tru product offering.

KEY

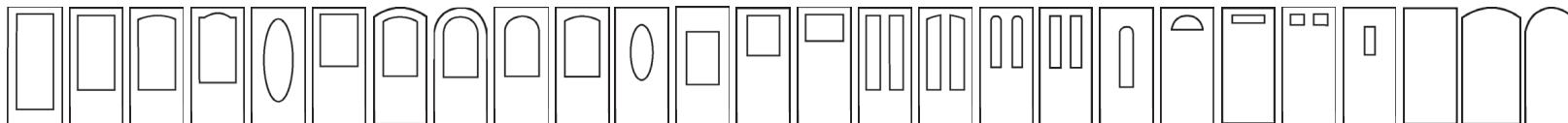
- Indicates Product is Energy Star Qualified
- Indicates Product is **Not** Energy Star Qualified
- Numbers:** U-Factor / Solar Heat Gain Coefficient
- X:** Indicates Product Information is Not Available

2011 ENERGY STAR® Qualification Chart



Does your door qualify?

Door styles (all sidelites qualify)



Glass designs

Traditions Steel (wood edge)																				
Avonlea™	.27 / .26				.22 / .15													.22 / .15		
Blackstone®	.27 / .26				.22 / .15													.22 / .15		
Blackstone® Impact	.29 / .23				.23 / .13													.24 / .15		
Concorde™	.27 / .26				.22 / .15			.22 / .15		.22 / .15					.22 / .15	.22 / .15		.18 / .09		
Contemporary™					.26 / .18										.26 / .18	.26 / .18		.20 / .09		
Crystal Diamonds™	.27 / .26			.25 / .21	.22 / .15					.22 / .15					.22 / .15	.22 / .15		.18 / .09		
Crystalline™	.27 / .26				.22 / .15			.22 / .15							.22 / .15	.22 / .15		.18 / .09	.18 / .09	.18 / .09
Crystalline™ Impact	.29 / .23																			
Element	.27 / .26																			
Frosted Images®	.33 / .32			.29 / .25	.25 / .18			.25 / .18		.25 / .18				.25 / .18	.25 / .18		.20 / .09			
Kensington™	.27 / .26				.22 / .15					.22 / .15								.22 / .15		
Keystone™	.27 / .26			.25 / .21	.22 / .15					.22 / .15								.22 / .15	.18 / .09	
Maple Park™	.27 / .26				.22 / .15													.22 / .15		
Salinas®	.33 / .29				.25 / .16			.25 / .16										.25 / .16		
Salinas® Impact	.32 / .25				.24 / .14													.24 / .14		
Saratoga™	.27 / .26				.22 / .15													.22 / .15		
Sedona	.27 / .26				.22 / .15													.22 / .15		
Texas Star	.27 / .26				.22 / .15					.22 / .15								.22 / .15		
Wellesley™	.27 / .26			.25 / .21	.22 / .15					.22 / .15					.22 / .15					
Internal Blinds	.33 / .32				.25 / .18															
Clear	.35 / .32			.31 / .25	.26 / .18			.26 / .18		.26 / .18				.26 / .18	.26 / .18		.20 / .09	.20 / .09	.20 / .09	
Clear with Internal Grilles	.33 / .28				.25 / .16										.25 / .16		.20 / .08			
Clear with External Grilles	.35 / .32				.26 / .18			.26 / .18							.26 / .18		.20 / .09	.20 / .09		
Clear with Internal & External Grilles																				
Clear with Impact	.32 / .27				.24 / .15															
Clear with Impact & Internal Grilles	.32 / .24				.24 / .13															
Low-E	.30 / .18				.23 / .10			.23 / .10		.23 / .10				.23 / .10	.23 / .10		.19 / .05	.19 / .05	.19 / .05	
Low-E with Internal Grilles	.26 / .15				.21 / .09										.21 / .09		.18 / .05			
Low-E with External Grilles	.30 / .18				.23 / .10			.23 / .10							.23 / .10		.19 / .05	.19 / .05		
Low-E with Internal & External Grilles	.26 / .15																			
Low-E with Impact	.25 / .19				.20 / .11															
Low-E with Impact & Internal Grilles	.25 / .17				.20 / .10															
Screen Vented					X															
Solid Panel (includes all paneling designs)																				.14 / .00

Boxes left blank indicate this is not a Therma-Tru product offering.

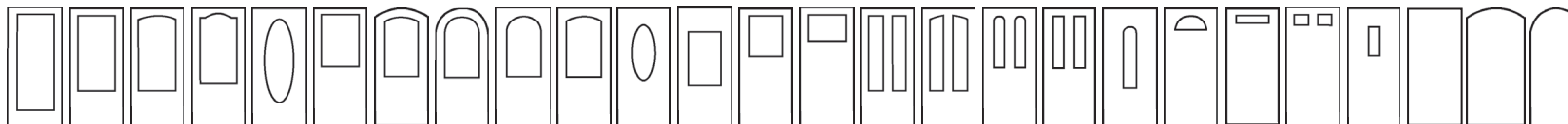
KEY	Indicates Product is Energy Star Qualified	Numbers: U-Factor / Solar Heat Gain Coefficient
	Indicates Product is Not Energy Star Qualified	X: Indicates Product Information is Not Available

2011 ENERGY STAR® Qualification Chart



Does your door qualify?

Door styles (all sidelites qualify)



Glass designs

Sliding Patio														
Vinyl														
Clear														
Clear with Grilles Between Glass														
Clear Low-E														
Clear Low-E with Grilles Between Glass														
Clear Low-E 366														
Clear Low-E 366 with Grilles Between Glass														
8 FOOT SECTION														
Classic-Craft® American Style Collection™														
Hazellon™														
Savannah™														
Villager™														
Homeward™														
Low-E														
Low-E with External Grilles														
Classic-Craft® Mahogany Collection™														
Arcadia™														
Ashurst™														
Bella™														
Longford™														
Low-E														
Solid Panel (includes all paneling designs)														
Classic-Craft® Rustic Collection™														
Arcadia™														
Augustine®														
Camino®														
Ashurst™														
Bella™														
Provincial™														
Longford™														
Cambridge™														
Low-E														
Solid Panel (includes all paneling designs)														
Classic-Craft® Oak Collection™														
Arcadia™														
Provincial™														
Bella™														
Cambridge™														
Central Park														
Low-E														
Low-E with External Grilles														
Solid Panel (includes all paneling designs)														

Boxes left blank indicate this is not a Therma-Tru product offering.

KEY	Indicates Product is Energy Star Qualified	Numbers: U-Factor / Solar Heat Gain Coefficient
	Indicates Product is Not Energy Star Qualified	X: Indicates Product Information is Not Available

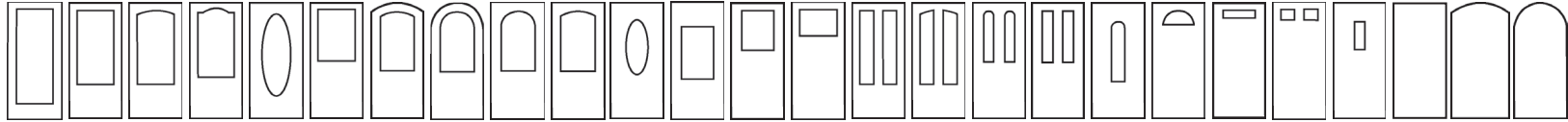
2011 ENERGY STAR® Qualification Chart



Does your door qualify?

Glass designs

Door styles (all sidelites qualify)



8 FOOT SECTION																				
Fiber-Classic® Mahogany Collection™																				
Avonlea™																				.22 / .15
Blackstone®	.27 / .26																			.22 / .15
Blackstone® with Impact	.29 / .23																			.23 / .13
Concorde™	.27 / .26																			.22 / .15
Crystal Diamonds™																				.22 / .15
Crystalline™	.27 / .26																			.22 / .15
Frosted Images®	.33 / .32																			.25 / .18
Keystone™																				.22 / .15
Maple Park™																				.22 / .15
Salinas®	.33 / .29																			.25 / .16
Salinas® with Impact	.31 / .25																			.24 / .14
Saratoga™																				.22 / .15
Sedona	.27 / .26																			.22 / .15
Texas Star																				.22 / .15
Wellesley™	.27 / .26																			.22 / .15
Internal Blinds	.33 / .32																			
Clear	.33 / .32																			
Clear with Internal Grilles	.33 / .28																			
Clear with External Grilles	.33 / .32																			
Clear with Internal & External Grilles																				
Clear with Impact																				.24 / .15
Clear with Impact & Internal Grilles																				
Low-E	.26 / .17																			
Low-E with Internal Grilles	.26 / .15																			
Low-E with External Grilles	.26 / .17																			
Low-E with Internal & External Grilles	.26 / .15																			
Low-E with Impact																				.20 / .11
Low-E with Impact & Internal Grilles																				
Solid Panel (includes all paneling designs)																				.14 / .01

Boxes left blank indicate this is not a Therma-Tru product offering.

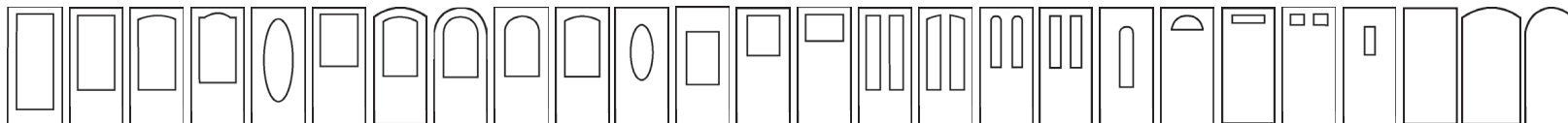
KEY	Indicates Product is Energy Star Qualified	Numbers: U-Factor / Solar Heat Gain Coefficient
	Indicates Product is Not Energy Star Qualified	X: Indicates Product Information is Not Available

2011 ENERGY STAR® Qualification Chart



Does your door qualify?

Door styles (all sidelites qualify)



Glass designs

8 FOOT SECTION																			
Smooth-Star®																			
Avonlea™		.27 / .26																.22 / .15	
Blackstone®	.27 / .26	.27 / .26																.22 / .15	
Blackstone® Impact	.29 / .23	.29 / .23																	
Brookside																		.18 / .09	
Concorde™	.27 / .26	.27 / .26																.22 / .15	
Crystal Diamonds™		.27 / .26																.22 / .15	
Crystalline™	.27 / .26	.27 / .26																.22 / .15	
Crystalline™ Impact	.29 / .23	.29 / .23																	
Element		.27 / .26																	
Frosted Images®	.33 / .32	.33 / .32																.25 / .18	
Kensington		.27 / .26																	
Keystone™		.27 / .26																.22 / .15	
Maple Park™		.27 / .26																.22 / .15	
Salinas®	.33 / .29	.33 / .29																.25 / .18	
Salinas® Impact	.31 / .25	.31 / .25																.24 / .14	
Saratoga™		.27 / .26																.22 / .15	.18 / .09
Sedona		.27 / .26																.22 / .15	.18 / .09
Texas Star		.27 / .26																	
Wellesley™	.27 / .26	.27 / .26																.22 / .15	
Internal Blinds	.33 / .32	.33 / .32																	
Clear	.35 / .32	.35 / .32																.26 / .18	.21 / .09
Clear with Internal Grilles																			
Clear with External Grilles	.35 / .32	.35 / .32																.26 / .18	
Clear with Internal & External Grilles																			
Clear with Impact	.31 / .27	.31 / .27																	
Clear with Impact & Internal Grilles	.31 / .24	.31 / .24																	
Low-E	.30 / .18	.30 / .18																.23 / .10	
Low-E with Internal Grilles																			
Low-E with External Grilles	.30 / .18	.30 / .18																	
Low-E with Internal & External Grilles																			
Low-E with Impact	.25 / .19	.25 / .19																	
Low-E with Impact & Internal Grilles	.25 / .17	.25 / .17																	
Solid Panel (includes all paneling designs)																			.14 / .01
Flush-Glazed																			
Clear	.33 / .32	.33 / .32																	
Clear with Internal Grilles	.33 / .28	.33 / .28																	
Clear with External Grilles	.33 / .32																		
Clear with Internal & External Grilles																			
Low-E	.26 / .18	.29 / .14																	
Low-E with Internal Grilles	.27 / .26																		
Low-E with External Grilles	.26 / .18																		
Low-E with Internal & External Grilles	.27 / .26																		

Boxes left blank indicate this is not a Therma-Tru product offering.

KEY	Indicates Product is Energy Star Qualified	Numbers: U-Factor / Solar Heat Gain Coefficient
	Indicates Product is Not Energy Star Qualified	X: Indicates Product Information is Not Available

